LC-MS Report

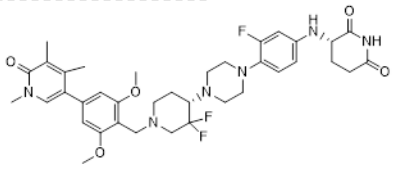

File D:\DATA\T316\MONITOR\CFT8634-P2F3-LCMSA004.D

Sample Name : CFT-8634, Lot 01
Acq. Operator : ADMIN
Spec. Reported : MS Integration
Acq. Method : D:\METHODS\old_methods\CFT8634-P2F3-LCMS-2MIN.M
Analysis Method : D:\METHODS\1-CHEMIELAB-LCMS-2MIN.M
Instrument : Shimadzu LC
Column : Default
Method Info : Default Method

WWW.CHEMIETEK.COM

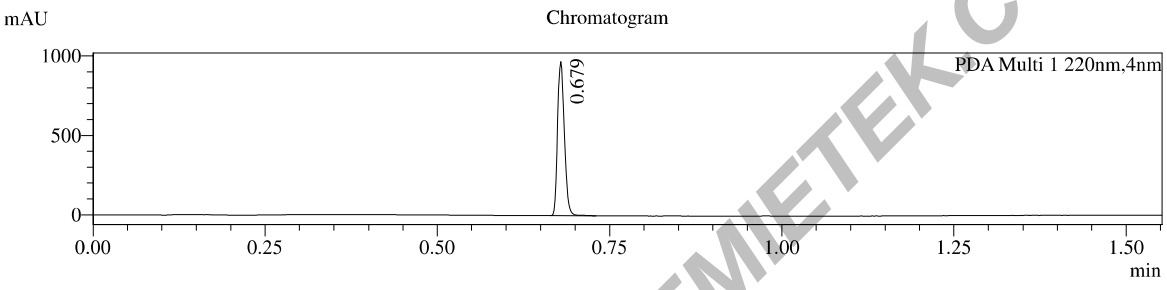

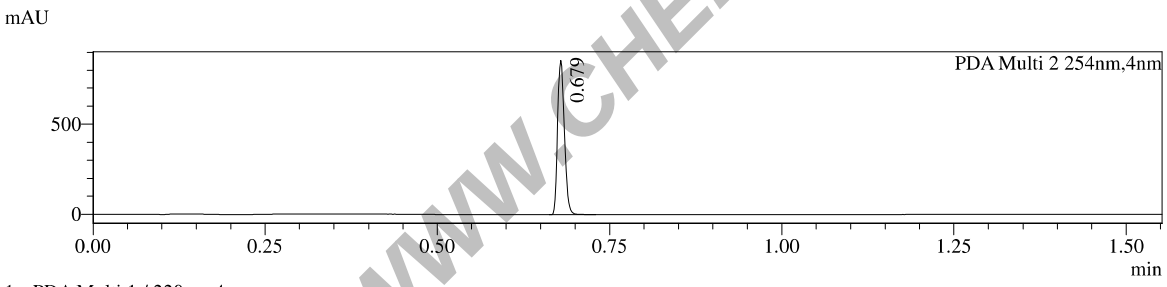

1 PDA Multi 1 / 220nm,4nm
2 PDA Multi 2 / 254nm,4nm

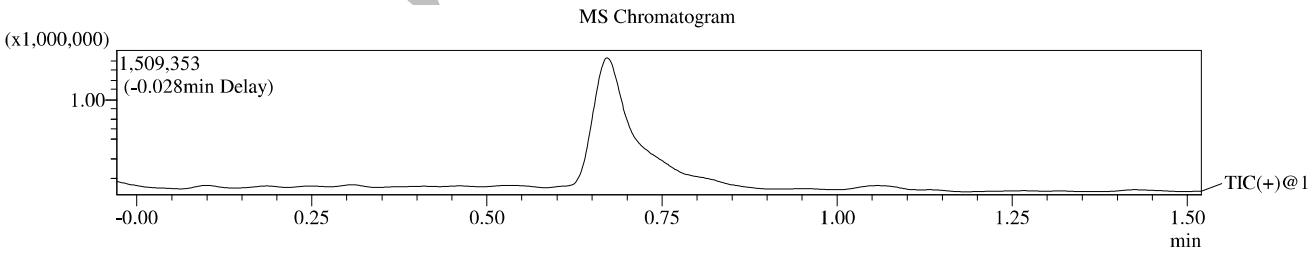

==========

Integration Result

==========

Peak Table

PDA Ch1 220nm

Peak#	Ret. Time	Height	Height%	USP Width	Area	Area%
1	0.679	970014	100.000	0.020	659680	100.000

Peak Table

PDA Ch2 254nm

Peak#	Ret. Time	Height	Height%	USP Width	Area	Area%
1	0.679	858022	100.000	0.021	585496	100.000

Mass Spectrum

RetTime: 0.678 DateFile: **D:\DATA\T316\MONITOR\CFT8634-P2F3-LCMSA004.D**

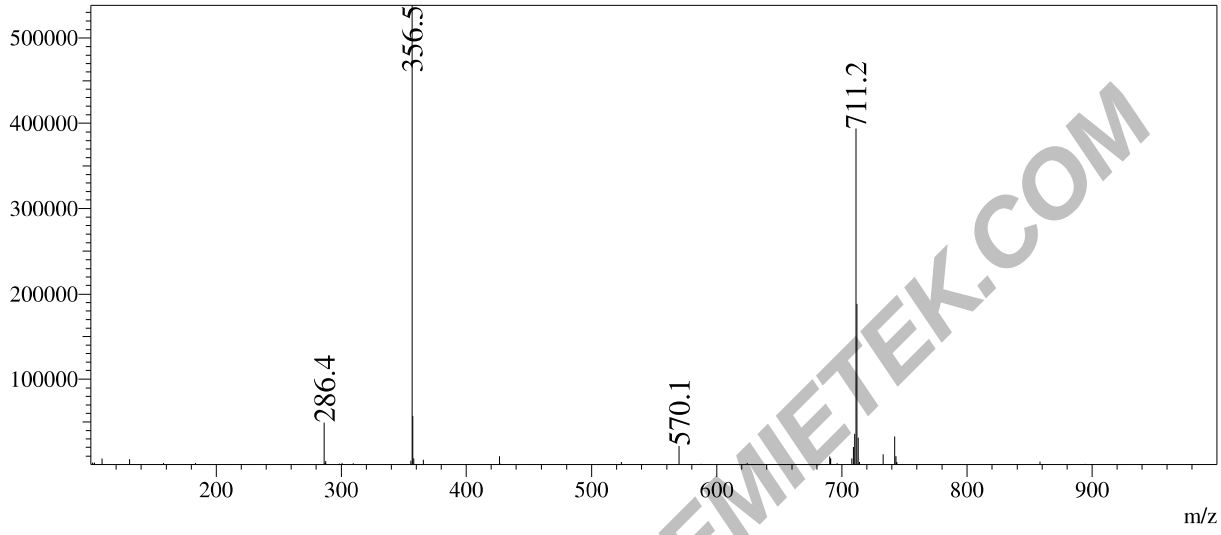

WWW.CHEMIETEK.COM