LS-MS Report

File D:\DATA\T316\MONITOR\ASP-3082-P1-D1-LCMSA004.D

Sample Name	**: ASP-3082, Lot 02-1**
Acq. Operator	**: ADMIN**
Spec. Reported	**: MS Integration**
Acq. Method	**: D:\METHODS\old_methods\ASP-3082-P1-D1-LCMS-1MIN.M**
Analysis Method	**: D:\METHODS\1-CHEMIELAB-LCMS-1MIN.M**
Instrument	**: Shimadzu LC**
Column	**: Default**
Method Info	**: Default Method**

Chromatogram

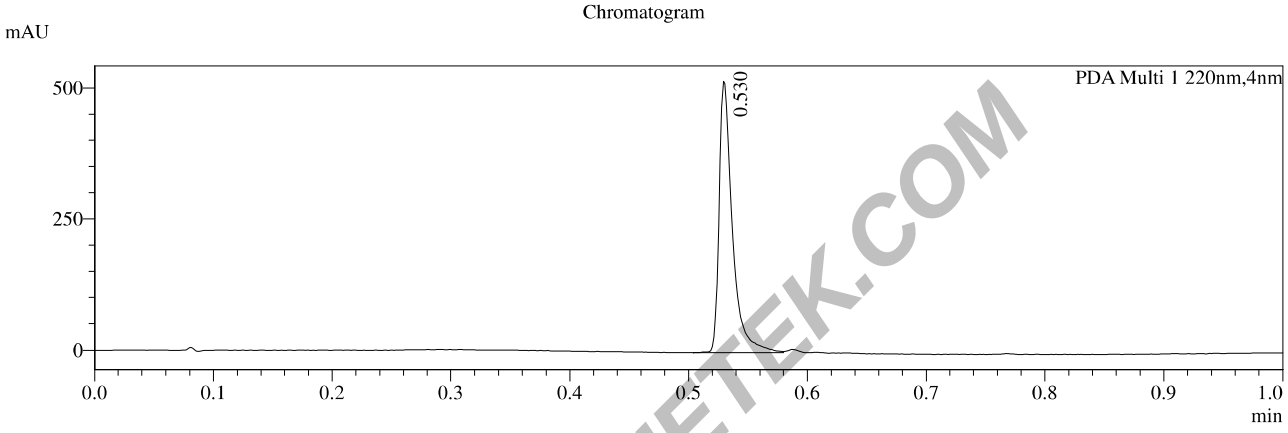

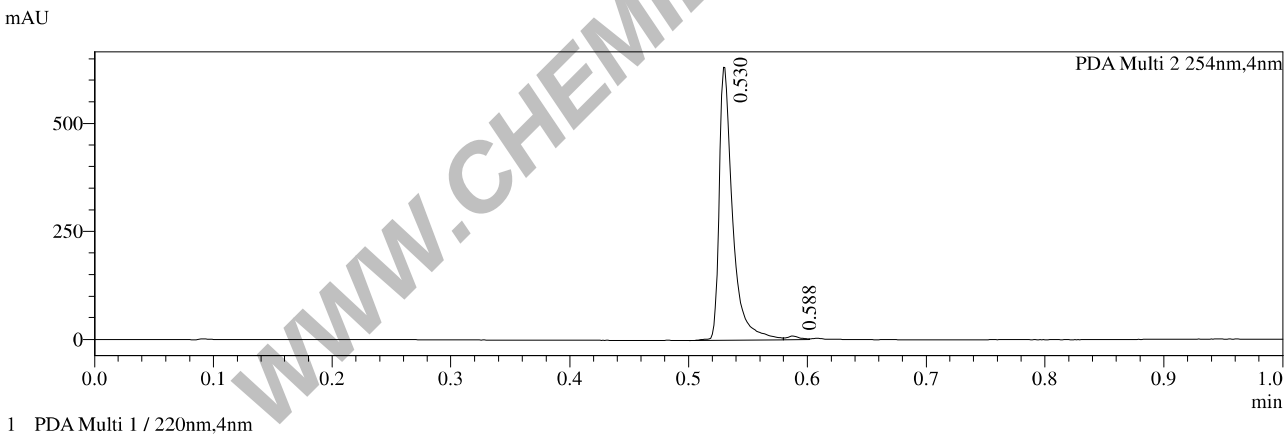

1 PDA Multi 1 / 220nm,4nm
2 PDA Multi 2 / 254nm,4nm

MS Spectrum

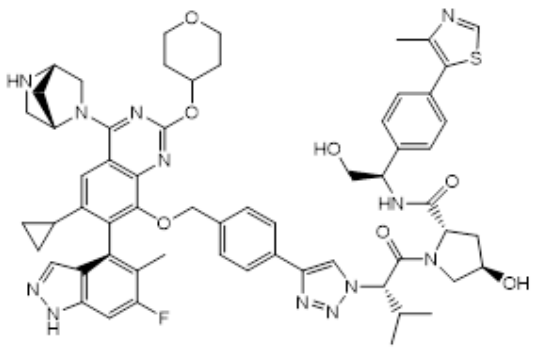

WWW.CHEMIETEK.COM

RetTime: 0.528 **File D:\DATA\T316\MONITOR\ASP-3082-P1-D1-LCMSA004.D**

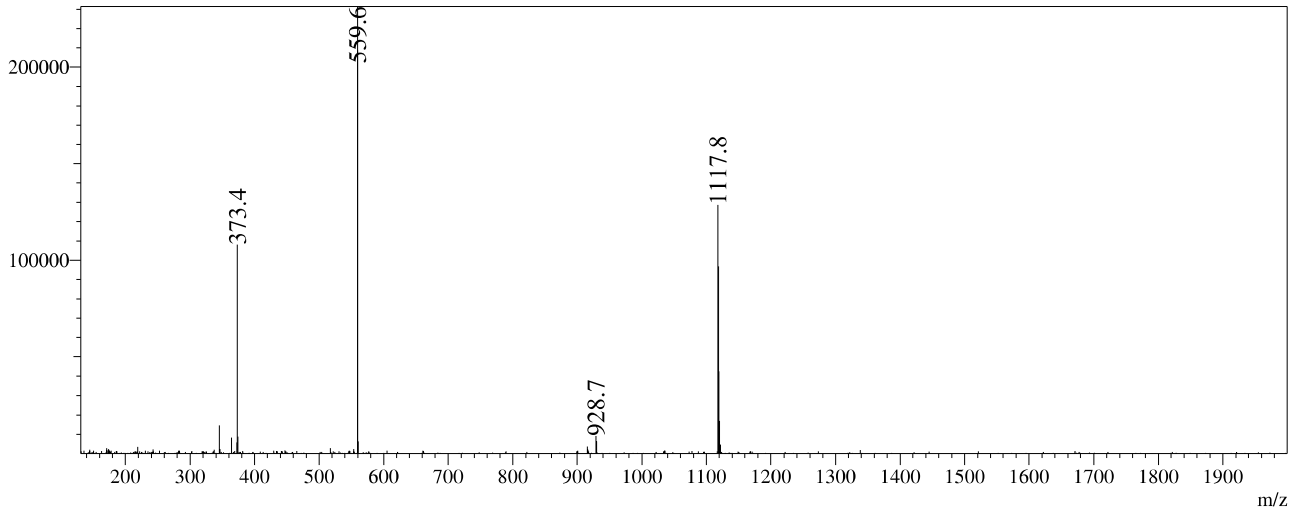

==========

Integration Result

==========

PDA Ch1 220nm

Peak#	Ret. Time	Width	Height	Height%	Area	Area%
1	0.530	0.021	517466	100.000	404650	100.000

PDA Ch2 254nm

Peak#	Ret. Time	Width	Height	Height%	Area	Area%
1	0.530	0.021	631634	98.651	498674	98.734
2	0.588	0.026	8638	1.349	6395	1.266

WWW.CHEM