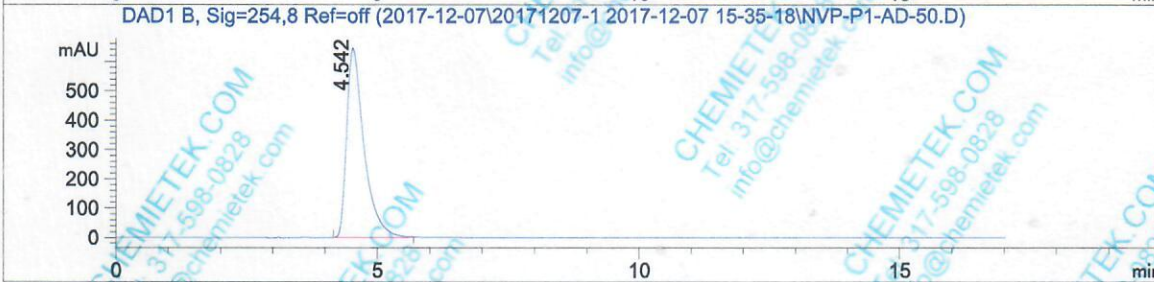
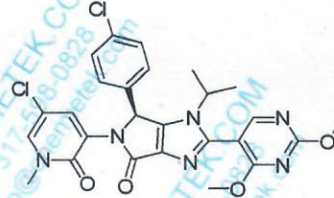


Data file : D:\RAWDATA\2017-12-07\20171207->  
Sample Name: NVP-HDM201, CHEMIETEK Lot 01,

Injection Date : Thu, 7. Dec. 2017 4:08:03 PM  
Sample Name : Location : Vial 91  
Acq Operator : Admin Inj. Vol. : 2 µl  
Acq. Method : D:\RAWDATA\2017-12-07\20171207-1 2017-12-07 15-35-18->  
Analysis Method :

Column:   
Mobile Phase:   
Flow: 1.0 ml/min  
Wavelength: 214nm&254nm  
Temperature:40C



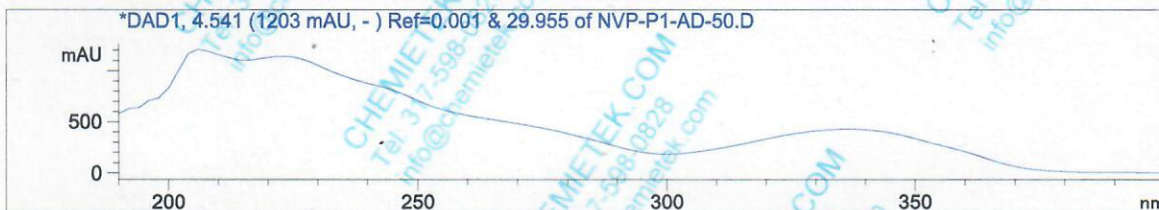
Customized Report:Short

Signal 1: DAD1 A, Sig=214,4 Ref=off

Peak #	RT [min]	Width [min]	Area	Area %	Name
1	4.542	0.381	25322.865	100.000	

Signal 2: DAD1 B, Sig=254,8 Ref=off

Peak #	RT [min]	Width [min]	Area	Area %	Name
1	4.542	0.381	14714.325	100.000	



\*\*\* End of Report \*\*\*