File D:\DATA\Admin\MONITOR\B-12-66427-LCMSA02.D
Injection Date : 23 Jun 21 4:54 pm +0800 Tgt Mass(EZX) :
Sample Name : E-7766 01 Location : P1-E-09
Acq. Operator : Admin Inj : 1
Spec. Reported : MS Integration Inj Volume : 1.5 ul
Acq. Method : D:\METHODS\QC-POS-3MIN.M
Analysis Method : D:\METHODS\QC-POS-3MIN.M
Sample Info : QC Method: 'QC-POS-3MIN'
Method Info : Mobile Phase : A:water(0.01%TFA) B:ACN(0.01%TFA)
Gradient:5%B increase to 95%B within 1.5min,95%B for 1.5min
Flow Rate :2.0ml/min
Column :
Column Temperature:50C
Detection:UV(214nm,4nm) and MS(ESI,POS Mode,110-1300amu)

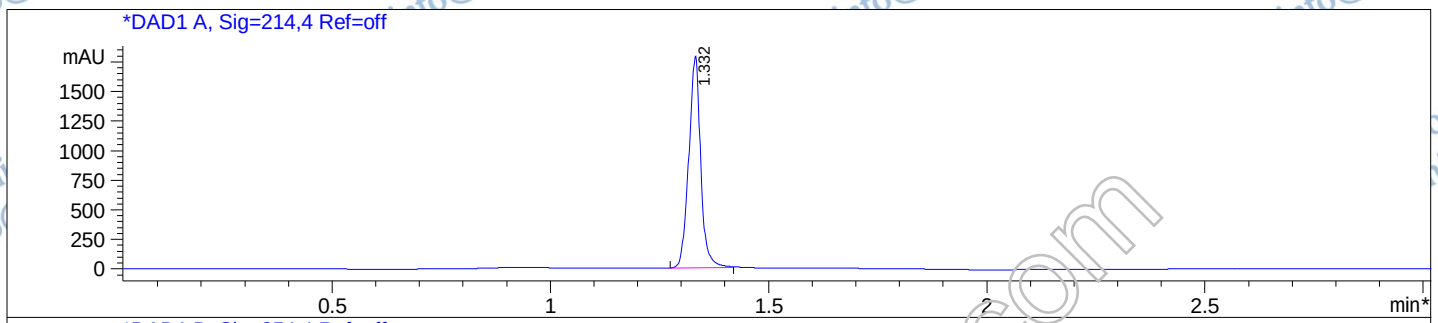

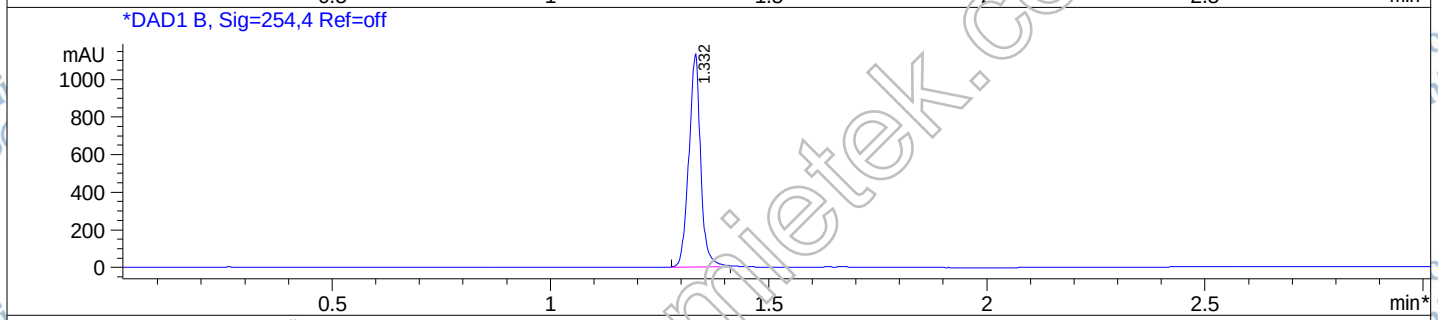

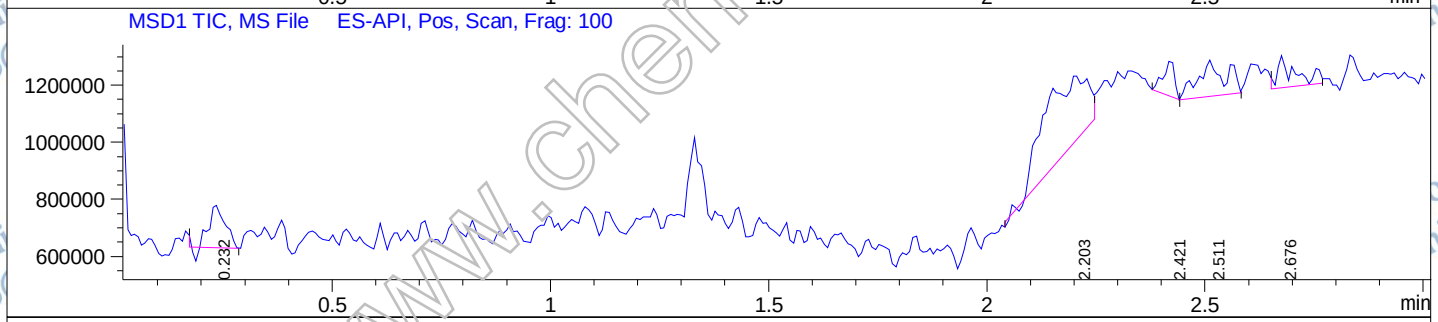

Integration Results for DAD1 A, Sig=214,4 Ref=off

RetTim	Width	Area	Height	Area%
1.33	0.03	3411.07	1790.49	100.00

Integration Results for DAD1 B, Sig=254,4 Ref=off

RetTim	Width	Area	Height	Area%
1.33	0.03	2130.57	1133.04	100.00

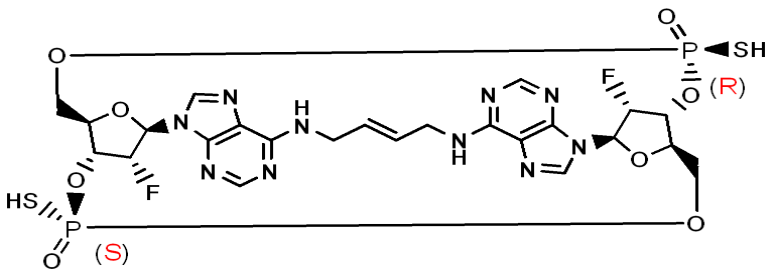

www.chemietek.com
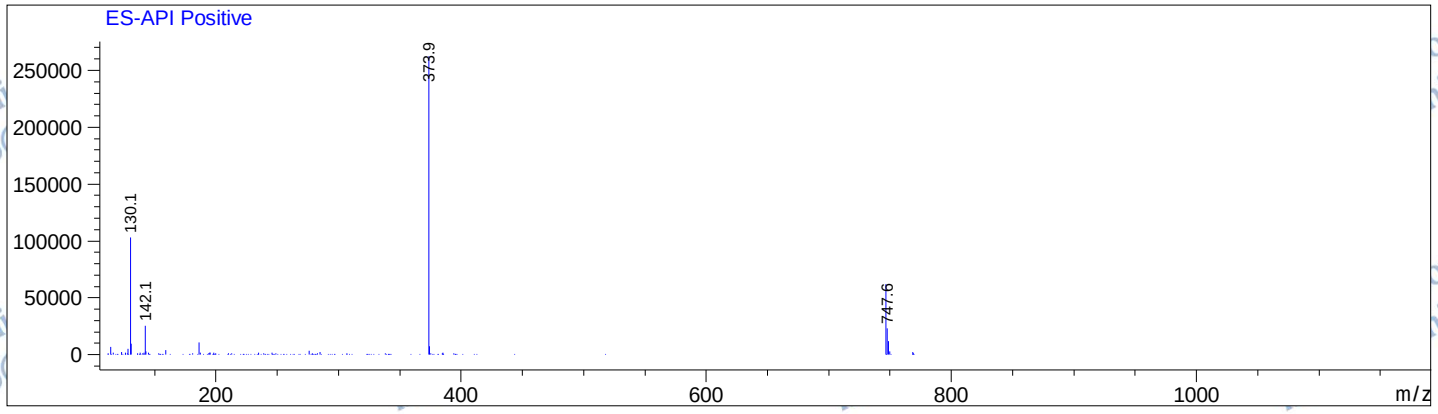
Ret. Time: 1.34 <<<< POSITIVE SPECTRA >>>>